

PlayStation and Xbox full tutorial by digigameshare

Just read for 10 min it may change your business

Hi every one

My name is **Javid**, Funder of www.digigameshare.com and CEO of crocogame, Expert on Xbox and PlayStation.

We are one of biggest video game stores, service and repair (mod shop) in our region.

In this step by step and full tutorial I want to show you how:

- PlayStation 4 game share
- PlayStation 5 game share
- Xbox one/oneS/oneX , Series S/X game share
- Beneficial of selling Crack (Hack) psn Accounts
- How to install cheap games on non jailbreak ps4 and ps5
- How install all new games on Xbox (no game pass method) very cheap
- How to earn more from PS5 hacked digital game (very beneficial for video game stores and game shops)

You can Just read for 10 min it may change your business. These methods teach and sold in many markets because its game changer. Every step has pic so just read carefully.

www.digigameshare.com
[+989058674087](https://wa.me/989058674087)

legit seller Mr. Javid WhatsApp:

www.digigameshare.com

legit seller Mr. Javid WhatsApp: [+989058674087](https://www.whatsapp.com/chat?phone=989058674087)

In many regions and markets these methods used for years (we do it about 7 years now) very beneficial and no problem for consoles, Also I motion all cons and pros for each to better understanding.

This article is based on our 10 years experience and full credits to **Mr. Javid**
www.digigameshare.com



PlayStation

What's PSN game share and why?

Playing many games on consoles with low price or free is every one dream. Many games shops all over the globe give their service for modding or jailbreak console to their customers for reaching this dream, but some times they can't

www.digigameshare.com

legit seller Mr. Javid WhatsApp: [+989058674087](https://www.whatsapp.com/chat?phone=989058674087)

Right now, PlayStation 4 **over 9.00 firmware** didn't capable of jailbreaking Also ps5 even not release any jailbreak so what can we done if we want to play cheaper on these consoles?

Game share is best choice!

We fund some ways to crack PSN and Hack some accounts that contain games and we sell as game bundles.

This means you can have all new games no need to jailbreak (this method works on latest firmware)



How you can earn benefits?

As you reading tis article, may you be

- Video Game store owner
- Game station (game shop) owner
- Repair shop or mod shop
- Or some in in PlayStation business



As I describe before, doing service like jailbreaking or installing games for your customers may usually in your region or not, but in many region games shops earn benefits from:

❖ **Installing cheap games on customers ps4 or ps5**

How can we have benefits of installing games?

As I describe we sell accounts that have games.

These accounts are psn accounts that the games that we listed are purchased on accounts and you can use this account for installing games.



If you

don't

familiar with PlayStation digital games and how to game share read carefully.

Imagine customers come to your shop and want to have 4 games (Price is for example you can offer higher or lower based on your region)

He can buy game disk for about 250\$ or you can suggest him 6 offline games for 80\$

www.digigameshare.com

legit seller Mr. Javid WhatsApp: [+989058674087](https://wa.me/989058674087)

(For example)

He requested these games:

FIFA 23

Spider man Mile Morales

God of war Ragnarök

RESIDENT EVIL 4

Then you ask us for accounts contain these games and we suggest this account:



EA SPORTS™ FIFA 23 Ultimate Edition PS4™ & PS5™

RESIDENT EVIL 4 PS4 PS5

eFootball PES 2023

God of War Ragnarök PS4™ & PS5™

WWE 2K23 Cross-Gen Digital Bundle PS4™ & PS5™

Horizon Forbidden West PS4 PS5

Marvel's Spider Man Miles Morales PS4 PS5

Mortal Kombat 11 PS4™ & PS5

HITMAN™ 3

Grand Theft Auto V

Minecraft

Horizon Zero Dawn™

inFAMOUS™ Second Son

FIFA 18

Z1. offline

Price Ps4: 39\$

Price Ps5: 44\$

www.digigameshare.com

legit seller Mr. Javid WhatsApp: [+989058674087](https://wa.me/989058674087)

www.digigameshare.com

legit seller Mr. Javid WhatsApp: [+989058674087](https://wa.me/989058674087)



So, this means you can install all those games for your customers and its cost for you under 40\$ and you can offer him for higher to do this service for him.

How PS4 and PS5 game share works?

Please read carefully, may you familiar with this process but better to read again or read frequently asked questions.

This is PSN system for game share

Its legal and this system is recommend from Sony (not any one method or bug or something) so using this system is safe and reliable.

In this system any one can buy some game on PlayStation store then can sell or share his account with 3 persons.

Person 1: must stay offline to play his games, we say this share as Z1 or primary offline

Person 2: can play while his console is online and offline, we say this Z2 or primary online

Person 3: can play only while his console is online, we say this Z3 or secondary

The full information about How this happens and system is not matter but you can see full information on www.digigameshare.com legit seller Mr. Javid WhatsApp: [+989058674087](https://wa.me/+989058674087)

We sell z1 accounts , this accounts contain many games that you can active on your customers console then install all games then for playing must stay offline if you go online after some days what happens ? games not working again and you must buy another packages , also you can buy (use) up to 16 package in



same time.

FAQ (read with care)

- Are these accounts safe to use?

As I describe we use official PlayStation share system, no glitch, no bug or something, just we sell offline share, you can use it no problem and safe 100% guaranteed

- How can I see available package and buy?

You can request your games directly on WhatsApp or join our WhatsApp group for daily updates

- If I want to add some games later, what should I do?

As I describe when you use offline game bundles, for next time you want to another bundle must go online so all previous games gone (because this we suggest to offer to your customer as pack of games – like 5 new games in pack for more benefits) also you can buy package contain old games too.

- How much time I have for downloading games?

You have unlimited time to download games but must follow these steps

- 1- If you want to download directly from console, don't turn your console off until all games downloaded completed

If you have electricity issues or want to do expert in PlayStation games business must know some tricks

- 2- You can use PSX method that I teach in advance for not downloading game data every time (download 1 time and for every console just buy and active an account then install games data from pc) or

- 3- Using back ups and restore method that I teach in advance (in this method you install game data before your active account (must download games before on your personal ps4 console))

- What is region of accounts?

Region of account just uses when you have game data before, in this case you must buy account same as account that use for downloaded game data (its not important for whom wants to download games on console) **(any type of account with any type of region can use on any type of consoles no limits)**

- Can I use 1 account for 2 or more device?

No, as I describe we sell only primary offline share of account so we sell only 1 share of account (usable on 1 console), for next consoles you must use another account.

Step by step use cracked (hacked) accounts ps4 and ps5

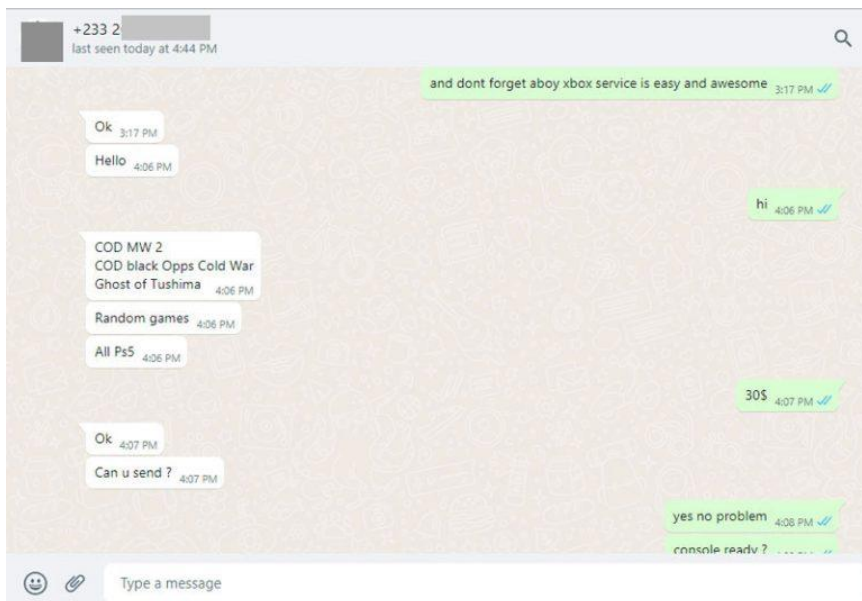
If you have console that can't, be jailbreak you can use cracked account and game share for cheap games

1- Update your console to latest firmware

When console ready (updated and ready (may you want to do back ups and restore for games data)) you can request your games or can check group chat for desired accounts.

2- Buy account

you can name games or bundle of ps4 or ps5 games and we offer account, then you can do payment.



3- Payments

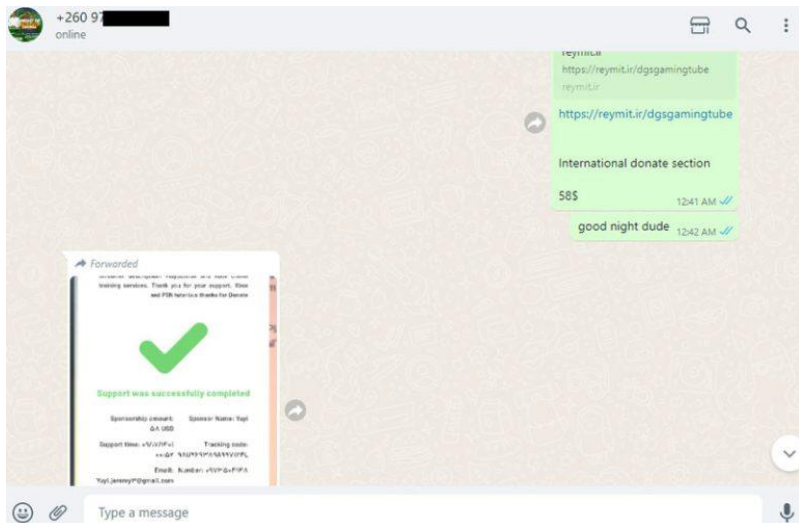
Our Main payment is crypto we accept all kind of that and most of our customers do this way.

BTC, Usdt ,BNB, Busd is most favorite between our customers.

If you don't know how use crypto check tutorial on end of article.

PayPal

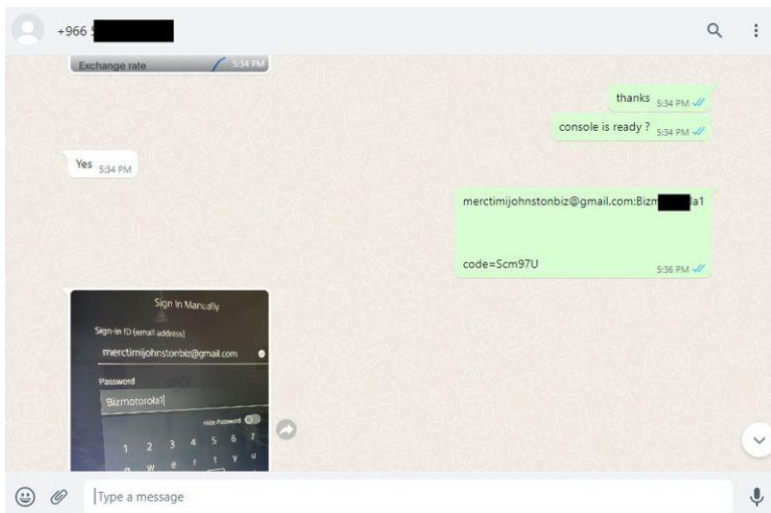
the payment via PayPal is hard in my region if you want to pay via PayPal, you can add 42% tax that why we suggest crypto as main payment option.



4- sign in

after payment we send you credential

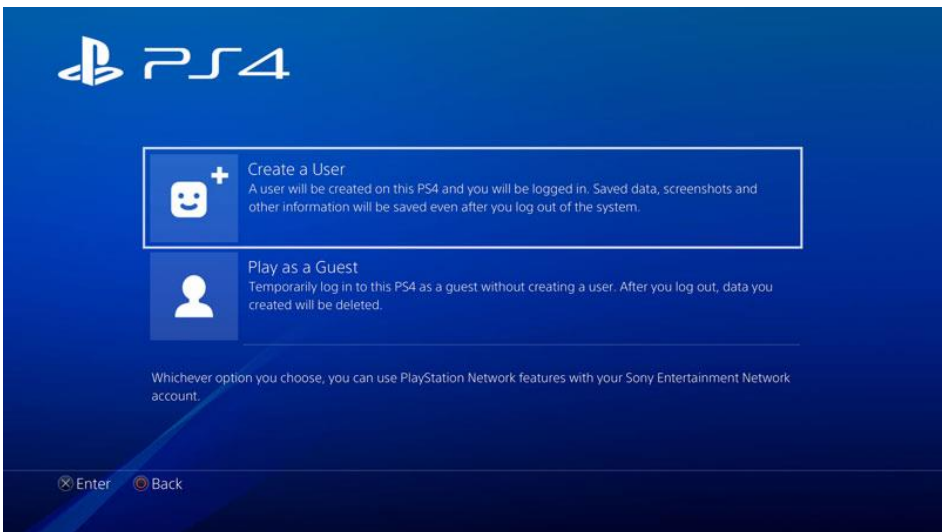
it contains user(email) and password – you must enter in your console



5- Activating and put games on download list

in PS4

- Go to the “Settings > Login Settings > User Management”.
- “Create a new user” and log in with the Email: Pass of Account. (don’t sign in guest mode!)
- 2 step verification shows up and ask me to send 2 step code for you.





- Activate your PS4 as primary:

in latest ps4 updates all accounts active as primary automatically but its better to check it again.

(Settings > PlayStation network > Active as Your Primary PS4)

- restore license:

its not that necessary but if you do it its better.

if games that listed in account wont show in library must do restore licenses





(Settings > PlayStation Network/Account Management > Restore license)




- Put your games on download list:
Go to “Library>Purchased” and add the games to downloading queue.
- Sign Out:
check all the steps again for sure, now you can download your games on your personal account.
Must do sign out of this account
then go “Settings > PlayStation Network/Account Management > Sign Out
Do not Remove this account.

read term and conditions for tips and warranty

Downloads

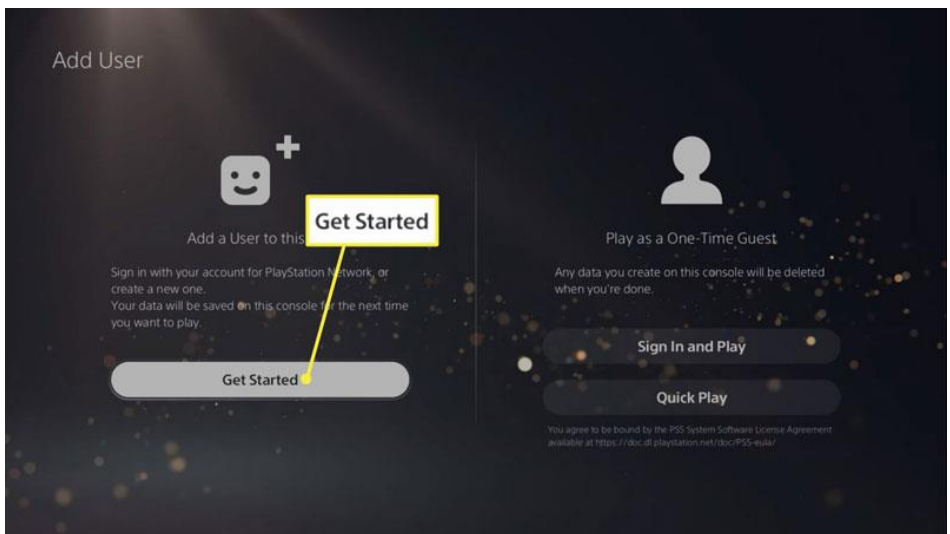
-  Red Dead Redemption 2
272.7 MB/92.742 GB (15 Hours Left)
-  Red Dead Redemption 2: Digital Pre-Order Bonuses
Add-On
Waiting to install...
-  Marvel's Spider-Man: Version 1.06
Update File
Installed. 3 Hours Ago
-  System Software: Version 6.02
Update File
Installed. 3 Hours Ago

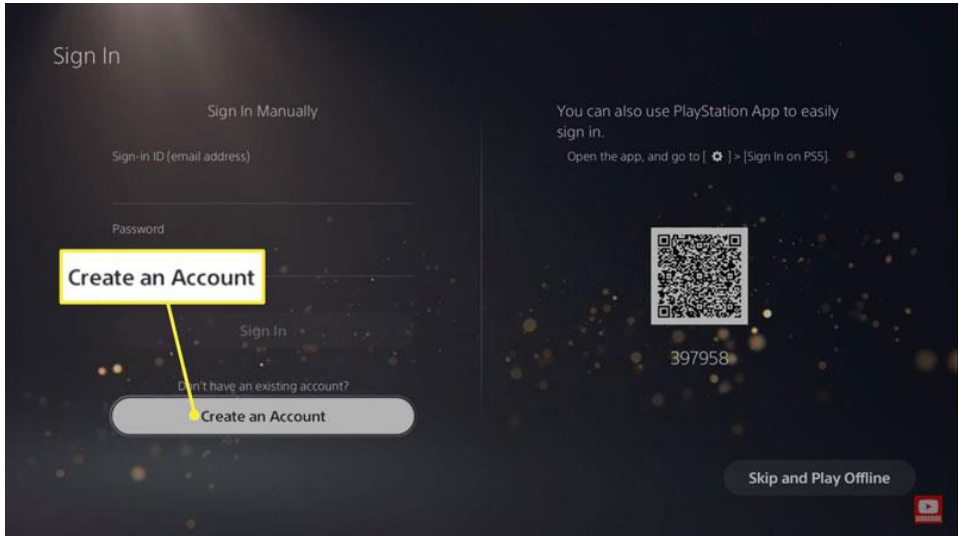
⊗ Enter ⊙ Back ⏻ Delete OPTIONS Options Menu

 Matthew Kennett-Ny

in PS5

- Go to the " Profile > Switch User > Add User". (don't sign in guest mode!)
- Go to the " Get Started > Add user to this PS5.Select I Agree > Confirm".
- Create" a new user" and log in with the Email: Pass of Account. 2 step verification shows up and ask me to send 2 step code for you

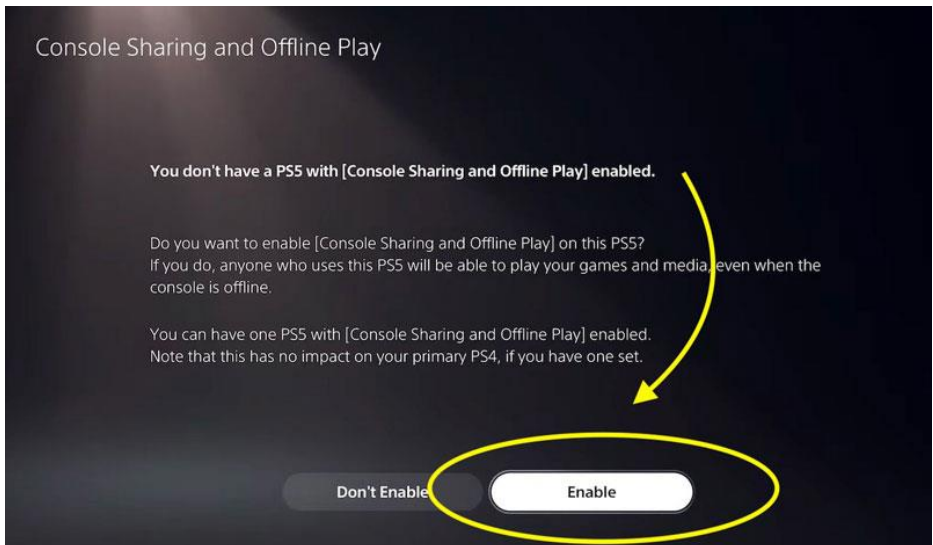
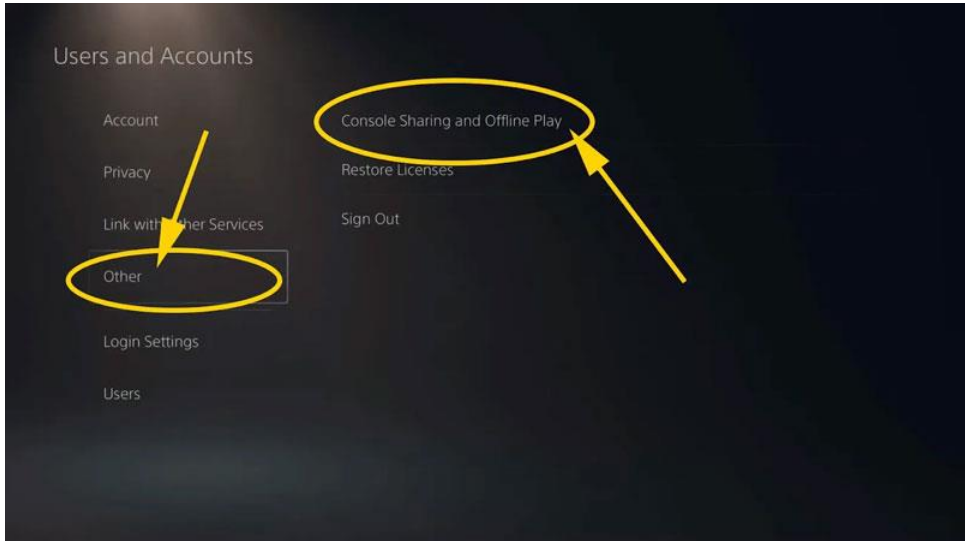




in this step you sign in account now must active Activate as Primary in Ps4 and enable offline play on Ps5

in PS5

- Activate your PS5 as primary:
Go to Settings > Users and Accounts > Other > Console Sharing and Offline Play. Select Enable.
- restore license from:
(Settings > Users and Accounts > Other > Restore license)



- set games on download list then sign out

Now put you games on download list:

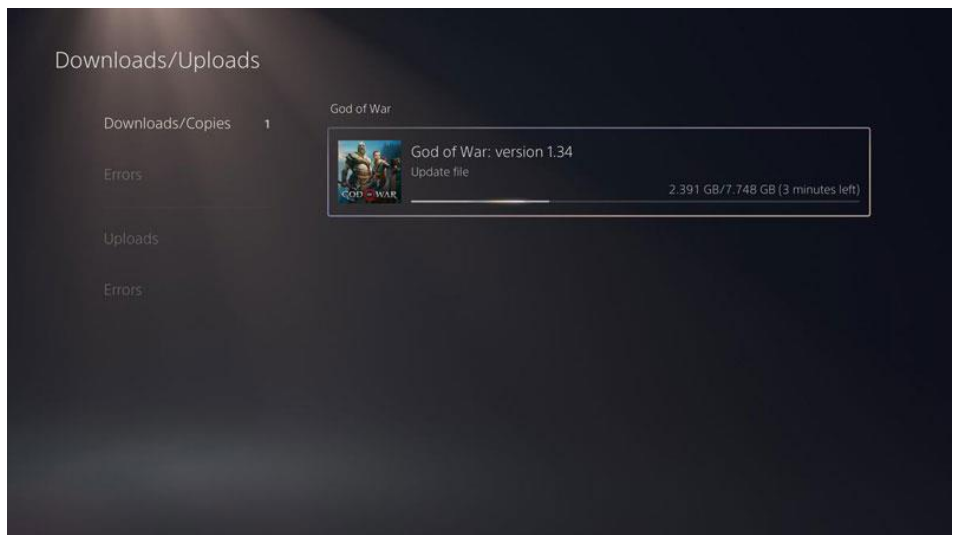
Go to “Library>Purchased” and add the games to downloading queue. (If any games missing in library, then you need to download from PlayStation store using search feature)

- Sign Out:
check all the steps again for sure. now you can download your games on your personal account.

Must do sign out of this account

Go to the” Settings > Users and Accounts > Other > Sign Out. Do not log back in new account / Do not Remove it

read term and conditions for tips and warranty



TERMS OF SERVICE & Warranty for PSN Shared Accounts

- 1- We sell ps4 and ps5 games as primary offline share so you can play games on your personal account and you can collect trophies in your account.
- 2- THIS IS DIGITAL PRODUCT. I ALWAYS SEND WORKING EMAIL PASS WITH 15 MIN WARRANTY (for login, active and put games on download list)
- 3- Always STAY offline & PLAY From Your Personal Account. If you go online, your games deactivate (games not work after this) For play again must buy another account for unlock games.
- 4- DO NOT Enter/Delete/Modify any Details or Settings of the Purchased Account. if we saw any like this activity, we stop business with you and no cash back.
- 5- WE will give you the account, help you through the process and make sure everything is fine and then leave. beyond that what buyer/reseller does with the account is not under our control so make sure you follow our guidelines to avoid mistakes (if you are new buyer)
- 6- before buy, make sure your PlayStation system is last version of update.
- 7- only login account with console, if you login that account with mobile or pc or ... account will be out from any warranty.

IF You make purchase, its considered that you had understood & Agree with our FAQ/Guides/Rules

PSX method (expert PlayStation DATA transfer)

Imagine you have some customers whom all need FIFA23 and more games, if need to download games every time you can't service them fast and easy.

PSX is tool that help you to download game data ps4 and ps5 on PC then transfer (copy via ethernet port) to your console every time no need download.

also we teach DNS method that you can transfer data anytime (unlimited time to download game data after go offline with your console)

We create a tutorial video you can check out here on our YouTube Channel.

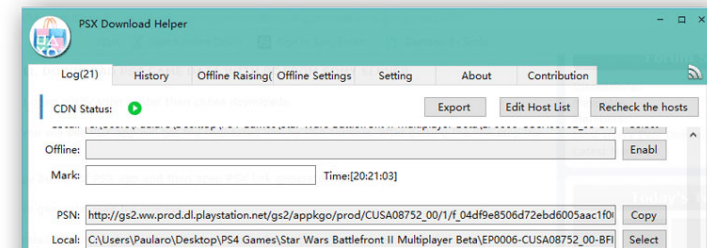
<https://digigameshare.com/ps5-ps4-installing-games-from-pc-data-transfer-psx-digigameshare-com/>

what is PSX download helper PS5

PSX is software that Allow you to Download Games PSN to PC.

in fact PSX is virtual server and link resolver software that can create an server with desired IP for Downloading from pc instead of PSN.

its proxy server software that we completely show how its works and how you can use to download PS5 - Ps4 games in your pc.



Also you can use back ups and restore

its easier but not like psx expert way – you can check many videos on YouTube.

How to use Crypto as Payment method

As I describe above Our Main payment is crypto, we accept all kind of that and most of our customers do this way.

BTC, Usdt, BNB, Busd is most favorite between our customers.

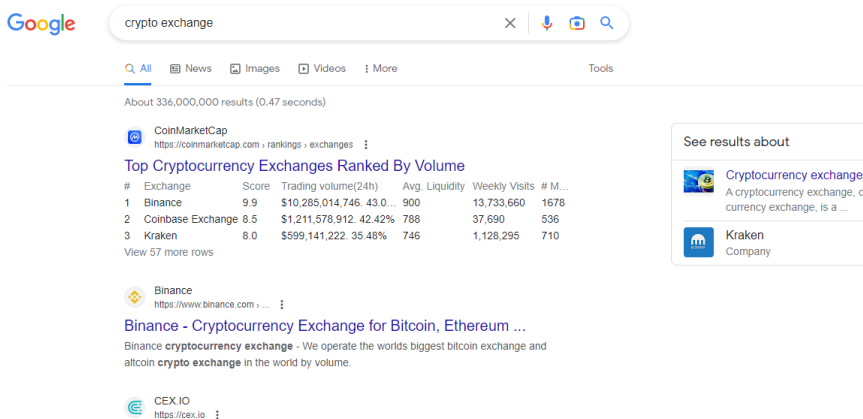
Many one may not know much about it
it easy and can do anywhere anytime with lowest tax.

Step by step

Step 1 buy any crypto you want.

May you heard about bitcoin or tether(USDT) its easy to buy.

you can go to nay exchange website like binance or bybit or cucoin (just search crypto exchange in google and choose any one you want)

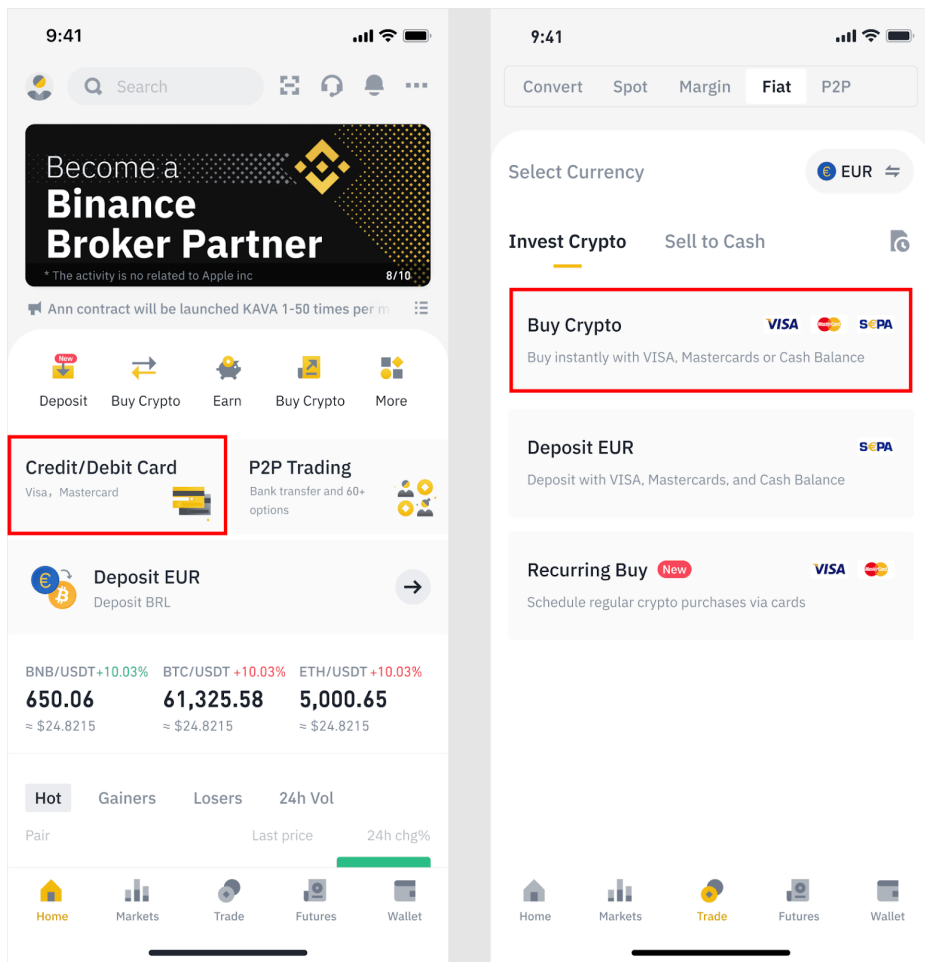


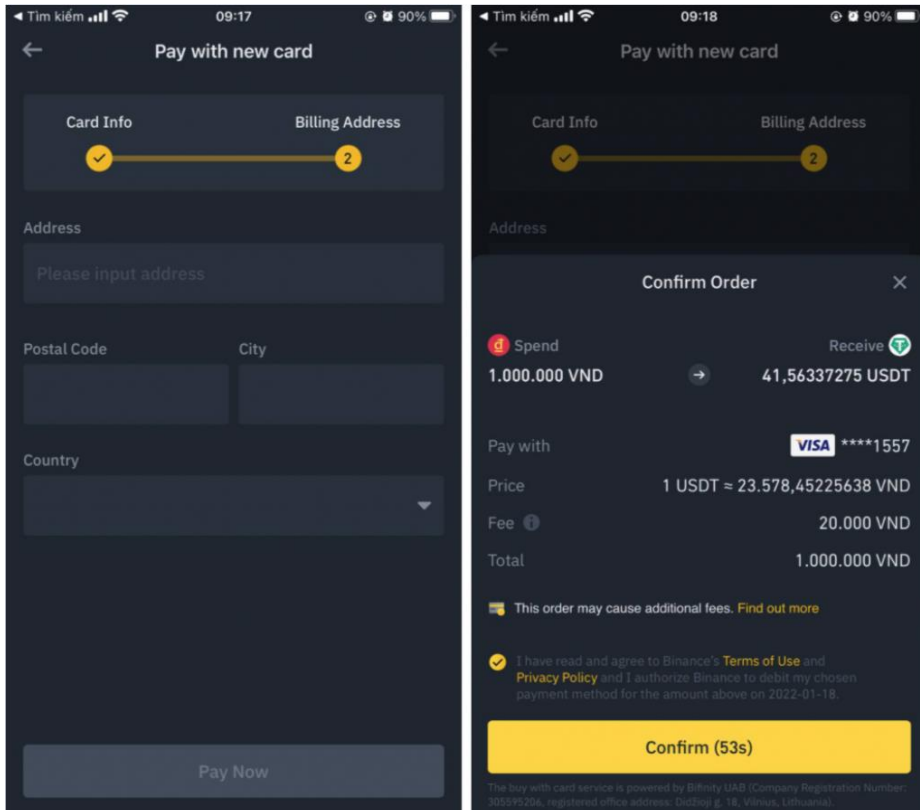
The screenshot shows a Google search for "crypto exchange". The search bar contains the text "crypto exchange" and the search button is visible. Below the search bar, there are filters for "All", "News", "Images", "Videos", and "More". The search results are displayed below the filters, showing a list of top cryptocurrency exchanges ranked by volume. The first result is from CoinMarketCap, showing a table of top exchanges. The second result is from Binance, and the third is from CEX.io.

#	Exchange	Score	Trading volume(24h)	Avg. Liquidity	Weekly Visits	# M...	
1	Binance	9.9	\$10,285,014,746	43 0...	900	13,733,660	1678
2	Coinbase Exchange	8.5	\$1,211,578,912	42.42%	788	37,690	536
3	Kraken	8.0	\$599,141,222	35.48%	746	1,128,295	710

They all like others you can register on any one you like. Also you can use their mobile apps for easier use.

Go Trade tab, then select Fiat now Enter the amount of fiat you want to use to buy USDT and press the continue.





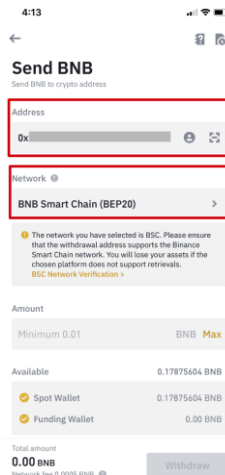
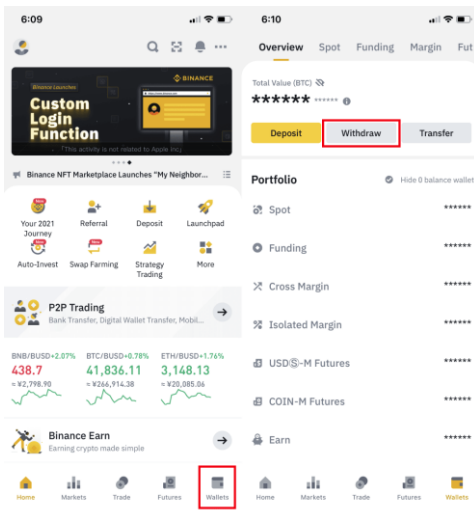
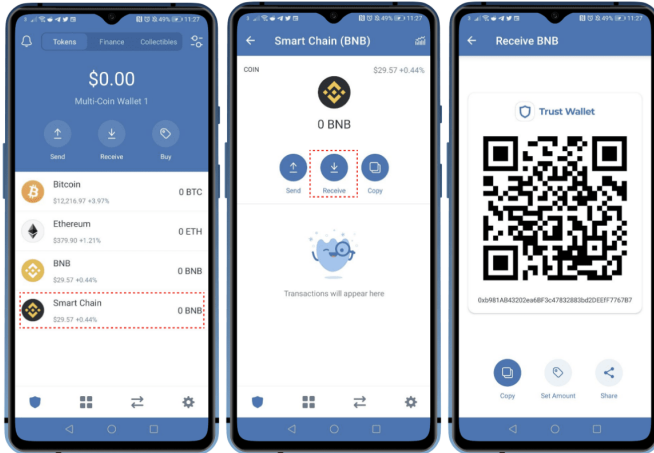
Now you have desired amount of crypto in you binance account.

We suggest if you want to use crypto usually buy a little more amount and transfer in you local wallet.

Each time you transfer any crypto its decrease a little amount as transaction fee

In USDT is 1\$ per transaction (from exchange to your local wallet – from you wallet to any one wallet like transfer to us is way fewer like 0.15 \$)

Just you can download Trust Wallet app in your mobile. Or you can withdraw directly to our address.



Just check use correct address and network. You can see many videos on YouTube.